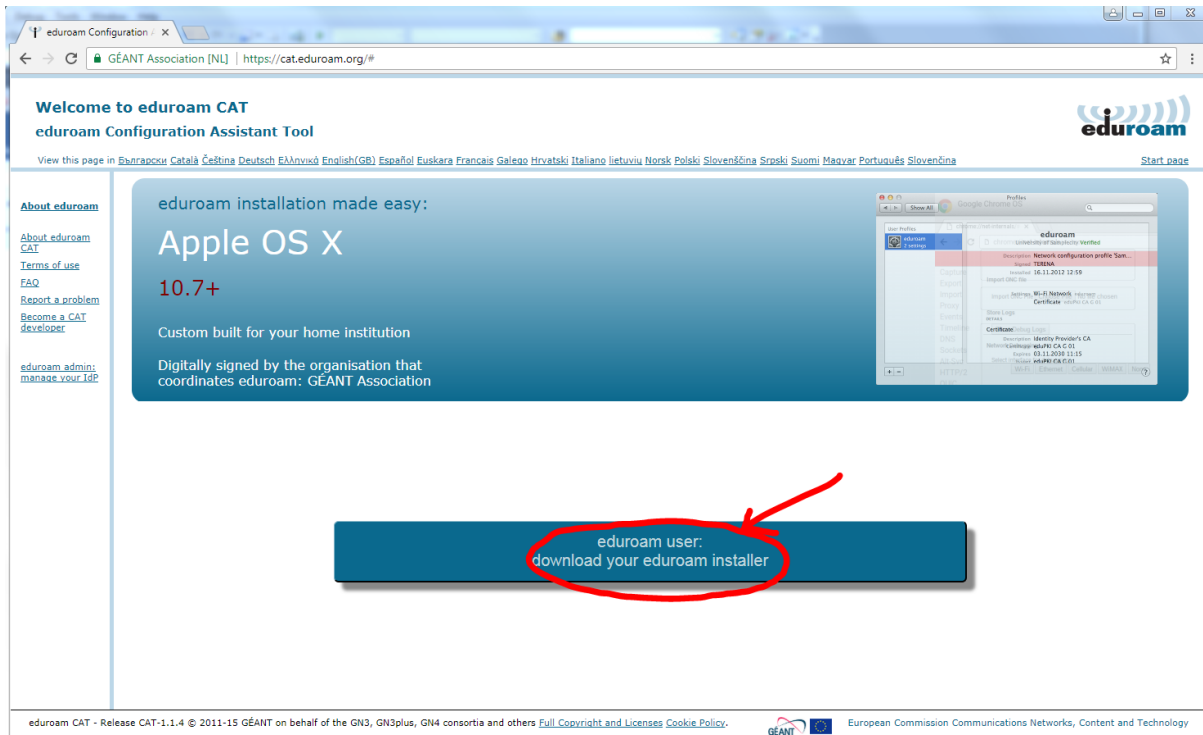
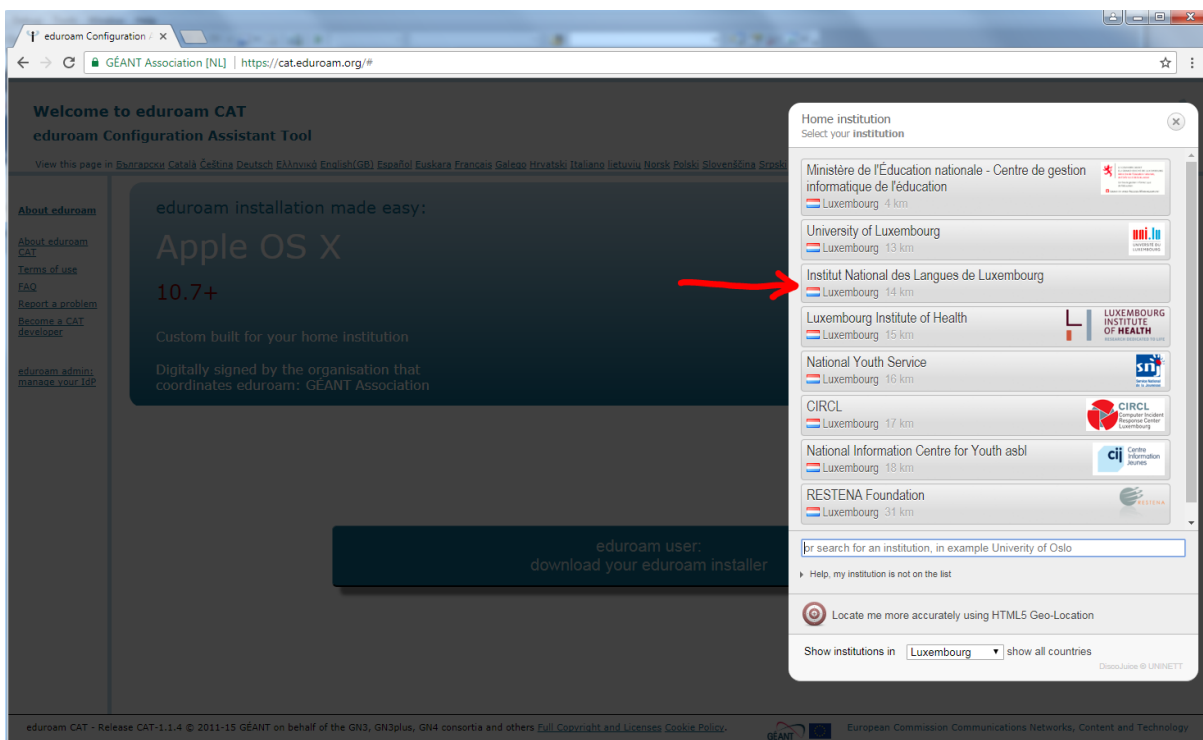


You can configure your Laptop to access Eduroam with the CAT Configurator.

- 1) Connect to the site <http://cat.eduroam.org> and click on marked button to continue:



- 2) Select Institut National des Langues de Luxembourg :



3) Click on the button to Start downloading.

This button should change automatically to your operating system:



← → ↻ GÉANT Association [NL] | https://cat.eduroam.org ☆ ⋮

**Welcome to eduroam CAT**  
eduroam Configuration Assistant Tool

View this page in [Български](#) [Català](#) [Čeština](#) [Deutsch](#) [Ελληνικά](#) [English\(GE\)](#) [Español](#) [Euskara](#) [Français](#) [Galego](#) [Hrvatski](#) [Italiano](#) [Lietuvių](#) [Norsk](#) [Polski](#) [Slovenščina](#) [Srpski](#) [Suomi](#) [Maayar](#) [Português](#) [Slovenčina](#) [Start page](#)


Selected institution: **Institut National des Langues de Luxembourg** [select another](#)

If you encounter problems you should ask for help at your home institution.

 [Download your eduroam installer](#)   
MS Windows 7

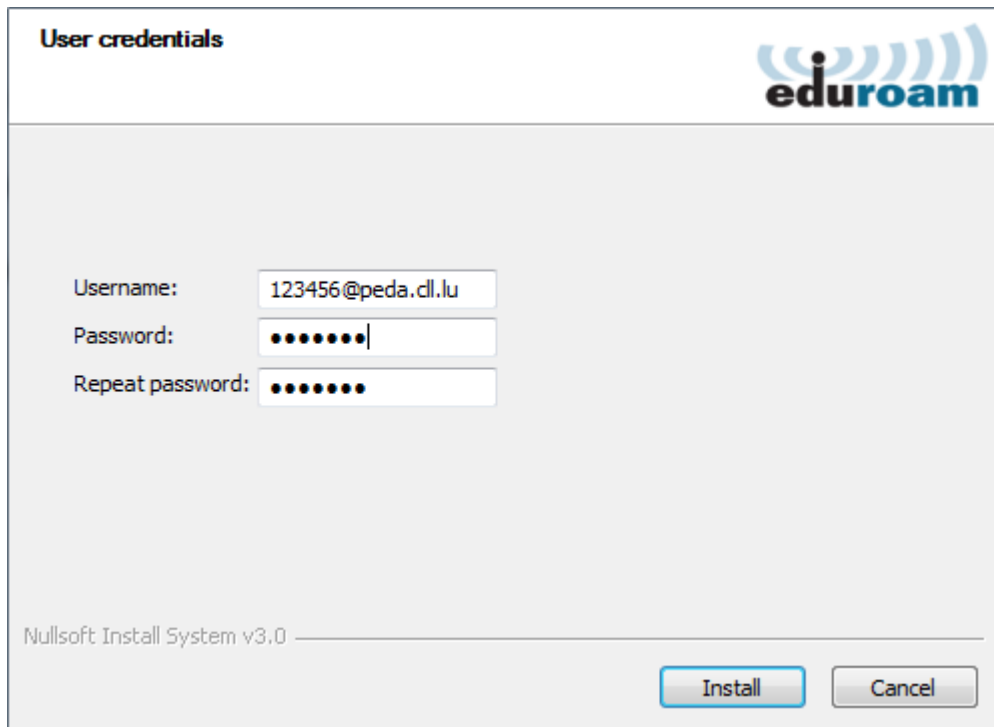
[All platforms](#)

eduroam CAT - Release CAT-1.1.4 © 2011-15 GÉANT on behalf of the GN3, GN3plus, GN4 consortia and others [Full Copyright and Licenses](#) [Cookie Policy](#)

GEANT  European Commission Communications Networks, Content and Technology

- 4) Run the installer and enter your INL credentials.  
Note that you need to input “@peda.cll.lu” behind your identification number as “Username”.

For this example, the identification number “123456” is used here.  
Verify your credentials and click on Install.



**User credentials**

Username: 123456@peda.cll.lu

Password: ●●●●●●●

Repeat password: ●●●●●●●

Nullsoft Install System v3.0

Install Cancel

Congratulations! At this point you successfully configured your device for Eduroam.